

SITE SPECIFIC DATA	
PROJECT NUMBER	
PROJECT NAME	
PROJECT LOCATION	
STRUCTURE ID	
TREATMENT REQUIRED	
TREATMENT FLOW (CFS)	
NOTES:	

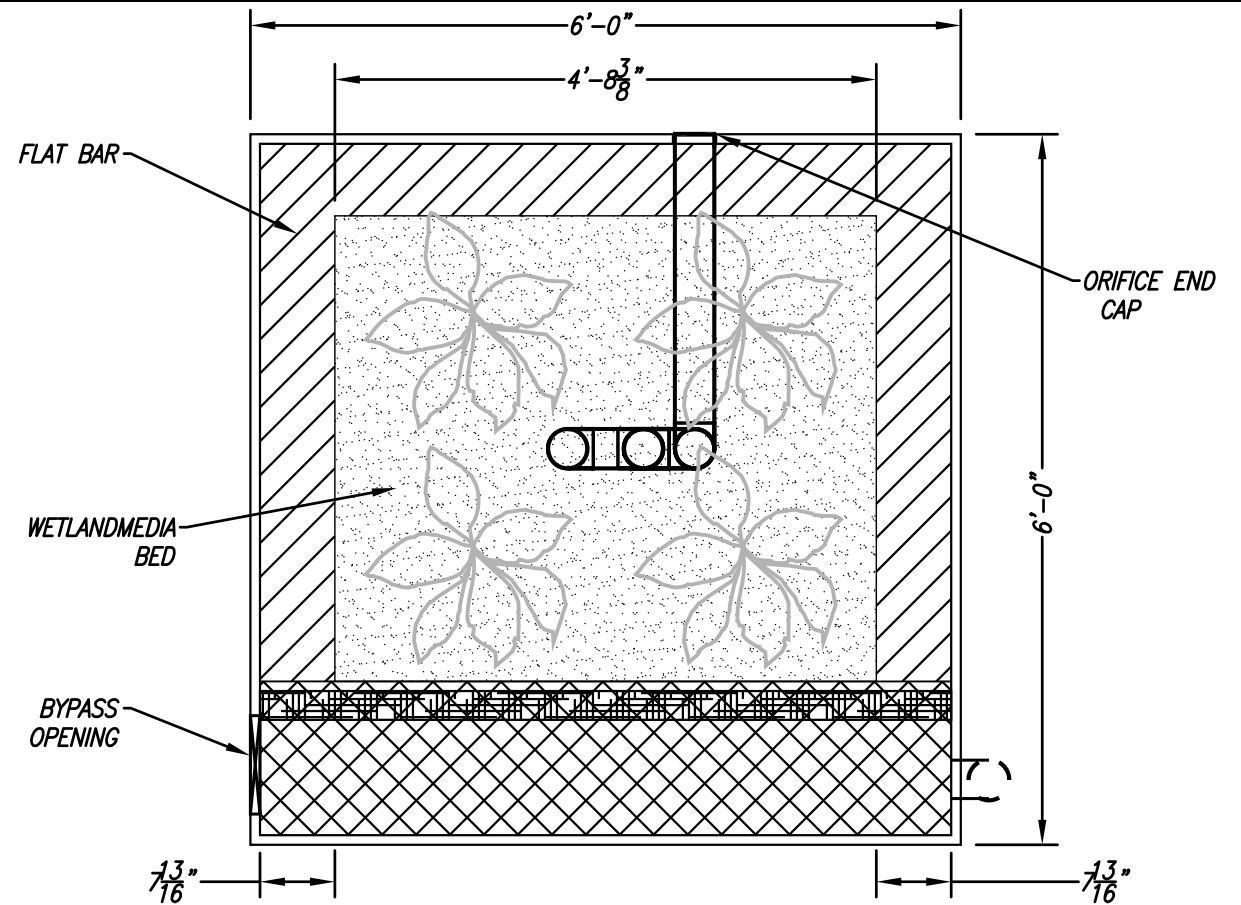
	FG-MWS-L-6-6-2.5	FG-MWS-L-6-6-3.5
TREATMENT FLOW (CFS)	0.08	0.12
VAULT HEIGHT (FT)	2.5	3.5
MAX OPERATING HEAD (FT)	2.0	3.0
WETLAND MEDIA VOLUME (CY)	1.67	2.37
WETLAND MEDIA LOADING RATE (GPM/SF)	1.0	1.0
ORIFICE SIZE (DIA. INCHES)	1.46	1.61

INSTALLATION NOTES

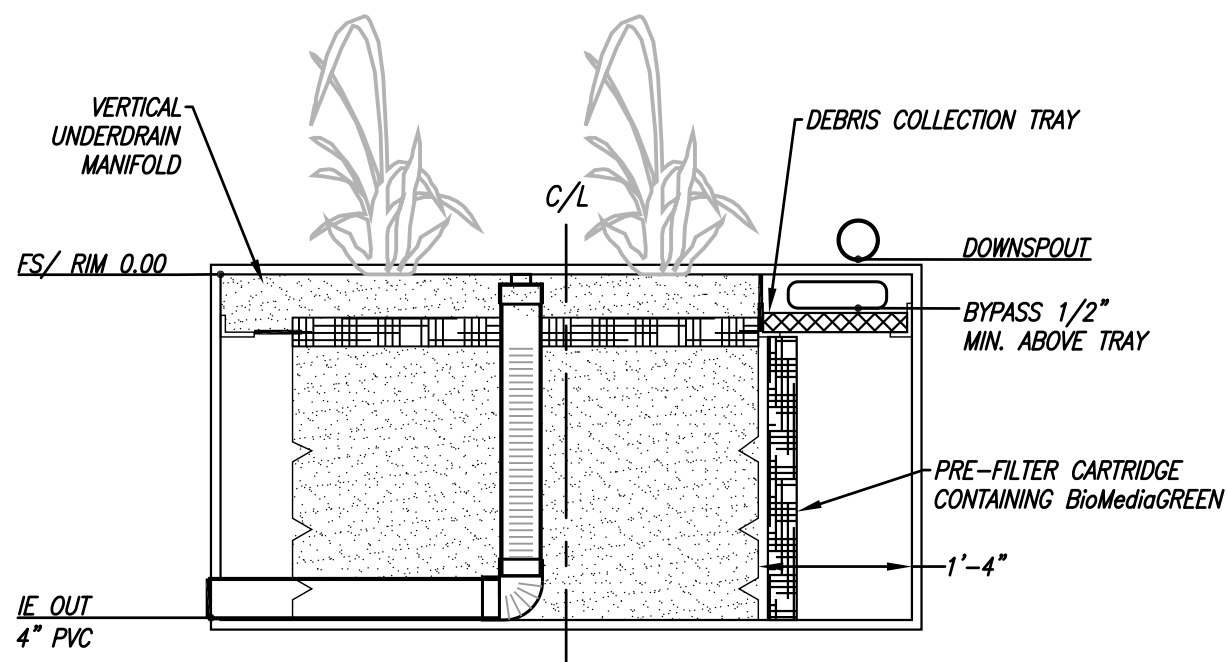
1. CONTRACTOR TO PROVIDE ALL LABOR, EQUIPMENT, MATERIALS AND INCIDENTALS REQUIRED TO OFFLOAD AND INSTALL THE SYSTEM AND APPURTENANCES IN ACCORDANCE WITH THIS DRAWING AND THE MANUFACTURER'S SPECIFICATIONS, UNLESS OTHERWISE STATED IN MANUFACTURER'S CONTRACT.
2. UNIT MUST BE INSTALLED ON LEVEL BASE. MANUFACTURER RECOMMENDS INSTALLING ON A PAVED SURFACE, OR A MINIMUM 6" LEVEL ROCK BASE UNLESS SPECIFIED BY THE PROJECT ENGINEER. CONTRACTOR IS RESPONSIBLE FOR VERIFYING PROJECT ENGINEER'S RECOMMENDED BASE SPECIFICATIONS.
3. CONTRACTOR TO SUPPLY AND INSTALL ALL EXTERNAL CONNECTING PIPES.
4. DRIP OR SPRAY IRRIGATION REQUIRED ON ALL UNITS WITH VEGETATION.

GENERAL NOTES

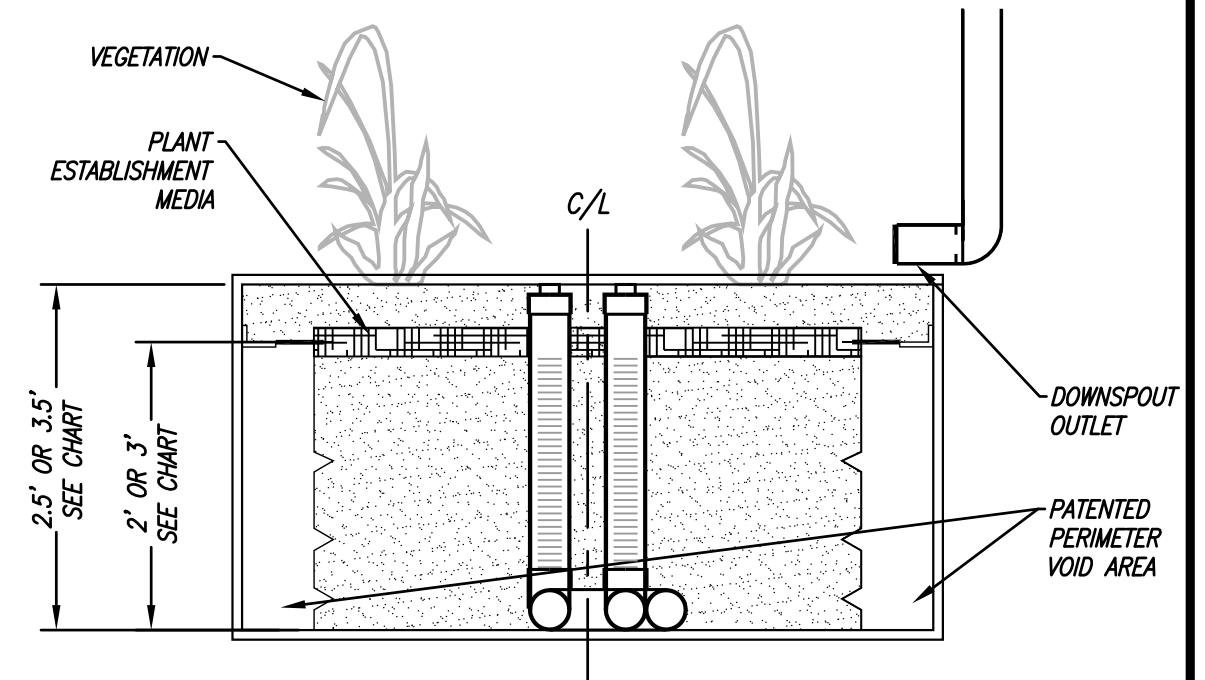
1. MANUFACTURER TO PROVIDE ALL MATERIALS UNLESS OTHERWISE NOTED.
2. ALL DIMENSIONS, ELEVATIONS, SPECIFICATIONS AND CAPACITIES ARE SUBJECT TO CHANGE. FOR PROJECT SPECIFIC DRAWINGS DETAILING EXACT DIMENSIONS, WEIGHTS AND ACCESSORIES PLEASE CONTACT MANUFACTURER.



PLAN VIEW



**LEFT END VIEW
BIOFILTRATION**



ELEVATION VIEW

4/23/19SSERTICH

THE PRODUCT DESCRIBED MAY BE PROTECTED BY ONE OR MORE OF THE FOLLOWING US PATENTS: 7,425,262; 7,470,362; 7,674,378; 8,303,816; RELATED FOREIGN PATENTS OR OTHER PATENTS PENDING

PROPRIETARY AND CONFIDENTIAL: THE INFORMATION CONTAINED IN THIS DRAWING IS THE SOLE PROPERTY OF MODULAR WETLANDS SYSTEMS. ANY REPRODUCTION IN PART OR AS A WHOLE WITHOUT THE WRITTEN PERMISSION OF MODULAR WETLANDS SYSTEMS IS PROHIBITED.



**FIBERGLASS MWS LINEAR
STORMWATER BIOFILTRATION SYSTEM
FG-MWS-L-6-6**